



MOTION IN A STRAIGHT LINE

- 3.1** Introduction
 - 3.2** Position, path length and displacement
 - 3.3** Average velocity and average speed
 - 3.4** Instantaneous velocity and speed
 - 3.5** Acceleration
 - 3.6** Kinematic equations for uniformly accelerated motion
 - 3.7** Relative velocity
- Summary
 Points to ponder
 Exercises
 Additional exercises
 Appendix 3.1

3.1 INTRODUCTION

Motion is common to everything in the universe. We walk, run and ride a bicycle. Even when we are sleeping, air moves into and out of our lungs and blood flows in arteries and veins. We see leaves falling from trees and water flowing down a dam. Automobiles and planes carry people from one place to the other. The earth rotates once every twenty-four hours and revolves round the sun once in a year. The sun itself is in motion in the Milky Way, which is again moving within its local group of galaxies.

Motion is change in position of an object with time. How does the position change with time? In this chapter, we shall learn how to describe motion. For this, we develop the concepts of velocity and acceleration. We shall confine ourselves to the study of motion of objects along a straight line, also known as **rectilinear motion**. For the case of rectilinear motion with uniform acceleration, a set of simple equations can be obtained. Finally, to understand the relative nature of motion, we introduce the concept of relative velocity.

In our discussions, we shall treat the objects in motion as point objects. This approximation is valid so far as the size of the object is much smaller than the distance it moves in a reasonable duration of time. In a good number of situations in real-life, the size of objects can be neglected and they can be considered as point-like objects without much error.

In **Kinematics**, we study ways to describe motion without going into the causes of motion. What causes motion described in this chapter and the next chapter forms the subject matter of Chapter 5.

3.2 POSITION, PATH LENGTH AND DISPLACEMENT

Earlier you learnt that motion is change in position of an object with time. In order to specify position, we need to use a reference point and a set of axes. It is convenient to choose

a rectangular coordinate system consisting of three mutually perpendicular axes, labelled X-, Y-, and Z- axes. The point of intersection of these three axes is called origin (O) and serves as the **reference point**. The coordinates (x, y, z) of an object describe the position of the object with respect to this coordinate system. To measure time, we position a clock in this system. This coordinate system along with a clock constitutes a **frame of reference**.

If one or more coordinates of an object change with time, we say that the object is in motion. Otherwise, the object is said to be at rest with respect to this frame of reference.

The choice of a set of axes in a frame of reference depends upon the situation. For example, for describing motion in one dimension, we need only one axis. To describe motion in two/three dimensions, we need a set of two/three axes.

Description of an event depends on the frame of reference chosen for the description. For example, when you say that a car is moving on a road, you are describing the car with respect to a frame of reference attached to you or to the ground. But with respect to a frame of reference attached with a person sitting in the car, the car is at rest.

To describe motion along a straight line, we can choose an axis, say X-axis, so that it coincides with the path of the object. We then measure the position of the object with reference to a conveniently chosen origin, say O, as shown in Fig. 3.1. Positions to the right of O are taken as positive and to the left of O, as negative. Following this convention, the position coordinates of point P and Q in Fig. 3.1 are +360 m and +240 m. Similarly, the position coordinate of point R is -120 m.

Path length

Consider the motion of a car along a straight line. We choose the x-axis such that it coincides

with the path of the car's motion and origin of the axis as the point from where the car started moving, i.e. the car was at $x = 0$ at $t = 0$ (Fig. 3.1). Let P, Q and R represent the positions of the car at different instants of time. Consider two cases of motion. In the first case, the car moves from O to P. Then the distance moved by the car is $OP = +360$ m. **This distance is called the path length** traversed by the car. In the second case, the car moves from O to P and then moves back from P to Q. During this course of motion, the path length traversed is $OP + PQ = +360$ m + $(+120$ m) = $+480$ m. Path length is a scalar quantity — a quantity that has a magnitude only and no direction (see Chapter 4).

Displacement

It is useful to define another quantity displacement as the change in position. Let x_1 and x_2 be the positions of an object at time t_1 and t_2 . Then its displacement, denoted by Δx , in time $\Delta t = (t_2 - t_1)$, is given by the difference between the final and initial positions :

$$\Delta x = x_2 - x_1$$

(We use the Greek letter delta (Δ) to denote a change in a quantity.)

If $x_2 > x_1$, Δx is positive; and if $x_2 < x_1$, Δx is negative.

Displacement has both magnitude and direction. Such quantities are represented by vectors. You will read about vectors in the next chapter. Presently, we are dealing with motion along a straight line (also called **rectilinear motion**) only. In one-dimensional motion, there are *only two* directions (backward and forward, upward and downward) in which an object can move, and these two directions can easily be specified by + and - signs. For example, displacement of the car in moving from O to P is :

$$\Delta x = x_2 - x_1 = (+360 \text{ m}) - 0 \text{ m} = +360 \text{ m}$$

The displacement has a magnitude of 360 m and is directed in the positive x direction as indicated by the + sign. Similarly, the displacement of the car from P to Q is $240 \text{ m} - 360 \text{ m} = -120 \text{ m}$. The

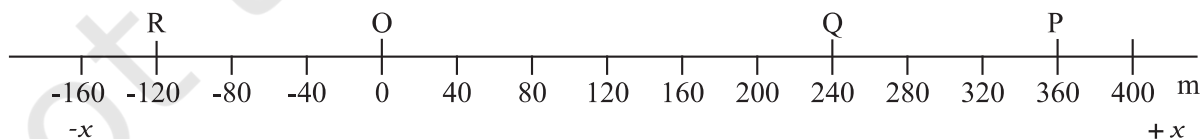


Fig. 3.1 x-axis, origin and positions of a car at different times.

negative sign indicates the direction of displacement. Thus, it is not necessary to use vector notation for discussing motion of objects in one-dimension.

The magnitude of displacement may or may not be equal to the path length traversed by an object. For example, for motion of the car from O to P, the path length is +360 m and the displacement is +360 m. In this case, the magnitude of displacement (360 m) is equal to the path length (360 m). But consider the motion of the car from O to P and back to Q. In this case, the path length = (+360 m) + (+120 m) = +480 m. However, the displacement = (+240 m) – (0 m) = +240 m. Thus, the magnitude of displacement (240 m) is not equal to the path length (480 m).

The magnitude of the displacement for a course of motion may be zero but the corresponding path length is **not zero**. For example, if the car starts from O, goes to P and

then returns to O, the final position coincides with the initial position and the displacement is zero. However, the path length of this journey is $OP + PO = 360 \text{ m} + 360 \text{ m} = 720 \text{ m}$.

Motion of an object can be represented by a position-time graph as you have already learnt about it. Such a graph is a powerful tool to represent and analyse different aspects of motion of an object. For motion along a straight line, say X-axis, only x -coordinate varies with time and we have an x - t graph. Let us first consider the simple case in which an object is stationary, e.g. a car standing still at $x = 40 \text{ m}$. The position-time graph is a straight line parallel to the time axis, as shown in Fig. 3.2(a).

If an object moving along the straight line covers equal distances in equal intervals of time, it is said to be in **uniform motion** along a straight line. Fig. 3.2(b) shows the position-time graph of such a motion.

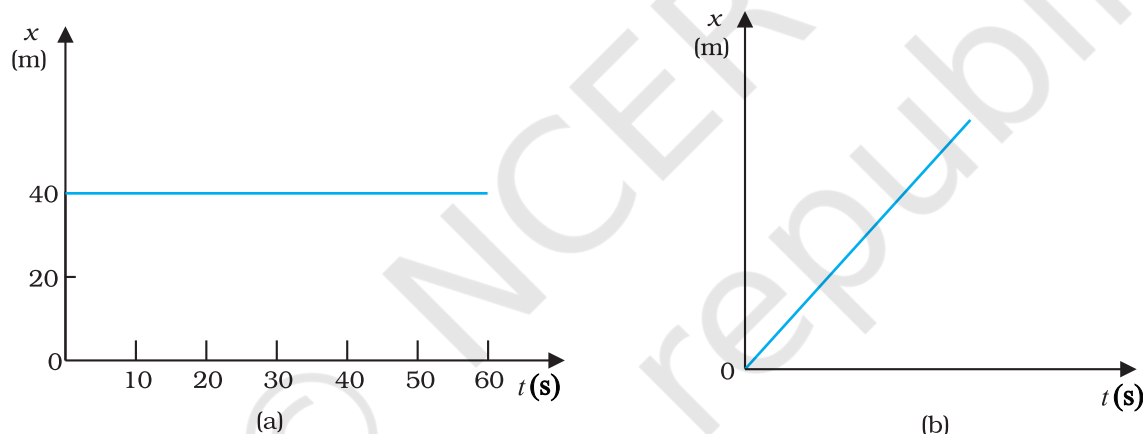


Fig. 3.2 Position-time graph of (a) stationary object, and (b) an object in uniform motion.

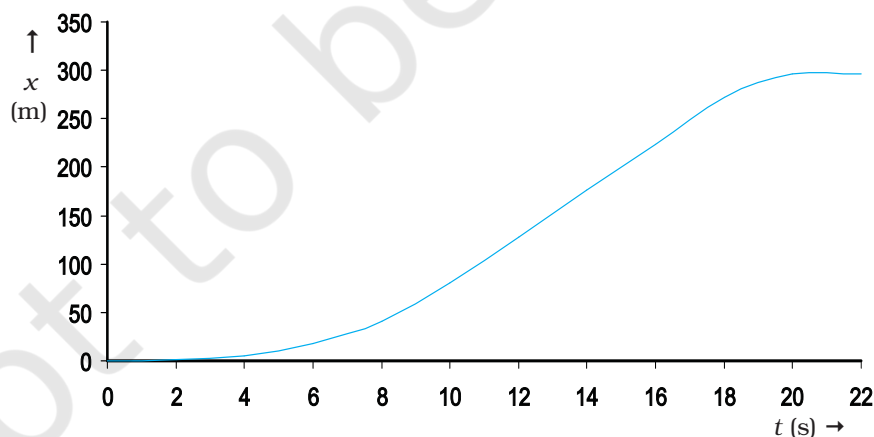


Fig. 3.3 Position-time graph of a car.

Now, let us consider the motion of a car that starts from rest at time $t = 0$ s from the origin O and picks up speed till $t = 10$ s and thereafter moves with uniform speed till $t = 18$ s. Then the brakes are applied and the car stops at $t = 20$ s and $x = 296$ m. The position-time graph for this case is shown in Fig. 3.3. We shall refer to this graph in our discussion in the following sections.

3.3 AVERAGE VELOCITY AND AVERAGE SPEED

When an object is in motion, its position changes with time. But how fast is the position changing with time and in what direction? To describe this, we define the quantity **average velocity**. Average velocity is defined as the change in position or displacement (Δx) divided by the time intervals (Δt), in which the displacement occurs :

$$\bar{v} = \frac{x_2 - x_1}{t_2 - t_1} = \frac{\Delta x}{\Delta t} \quad (3.1)$$

where x_2 and x_1 are the positions of the object at time t_2 and t_1 , respectively. Here the bar over the symbol for velocity is a standard notation used to indicate an average quantity. The SI unit for velocity is m/s or m s^{-1} , although km h^{-1} is used in many everyday applications.

Like displacement, average velocity is also a vector quantity. But as explained earlier, for motion in a straight line, the directional aspect of the vector can be taken care of by + and - signs and we do not have to use the vector notation for velocity in this chapter.

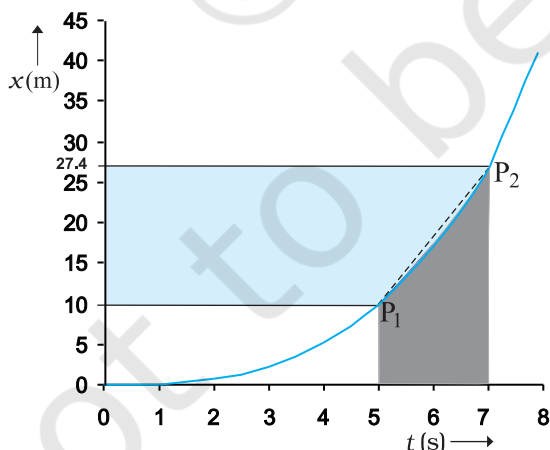


Fig. 3.4 The average velocity is the slope of line P_1P_2 .

Consider the motion of the car in Fig. 3.3. The portion of the x - t graph between $t = 0$ s and $t = 8$ s is blown up and shown in Fig. 3.4. As seen from the plot, the average velocity of the car between time $t = 5$ s and $t = 7$ s is :

$$\bar{v} = \frac{x_2 - x_1}{t_2 - t_1} = \frac{(27.4 - 10.0)\text{m}}{(7 - 5)\text{s}} = 8.7 \text{ m s}^{-1}$$

Geometrically, this is the slope of the straight line P_1P_2 connecting the initial position P_1 to the final position P_2 as shown in Fig. 3.4.

The average velocity can be positive or negative depending upon the sign of the displacement. It is zero if the displacement is zero. Fig. 3.5 shows the x - t graphs for an object, moving with positive velocity (Fig. 3.5a), moving with negative velocity (Fig. 3.5b) and at rest (Fig. 3.5c).

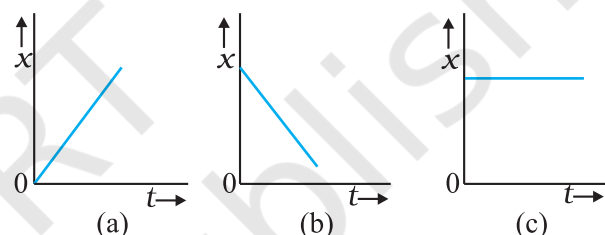


Fig. 3.5 Position-time graph for an object (a) moving with positive velocity, (b) moving with negative velocity, and (c) at rest.

Average velocity as defined above involves only the displacement of the object. We have seen earlier that the magnitude of displacement may be different from the actual path length. To describe the rate of motion over the actual path, we introduce another quantity called **average speed**.

Average speed is defined as the total path length travelled divided by the total time interval during which the motion has taken place :

$$\text{Average speed} = \frac{\text{Total path length}}{\text{Total time interval}} \quad (3.2)$$

Average speed has obviously the same unit (m s^{-1}) as that of velocity. But it does not tell us in what direction an object is moving. Thus, it is always positive (in contrast to the average velocity which can be positive or negative). If the motion of an object is along a straight line and in the **same direction**, the magnitude of displacement is equal to the total path length. In that case, the magnitude of average velocity