

### EXERCISE 6.4

1. Using differentials, find the approximate value of each of the following up to 3 places of decimal.

(i)  $\sqrt{25.3}$

(ii)  $\sqrt{49.5}$

(iii)  $\sqrt{0.6}$

(iv)  $(0.009)^{\frac{1}{3}}$

(v)  $(0.999)^{\frac{1}{10}}$

(vi)  $(15)^{\frac{1}{4}}$

(vii)  $(26)^{\frac{1}{3}}$

(viii)  $(255)^{\frac{1}{4}}$

(ix)  $(82)^{\frac{1}{4}}$

(x)  $(401)^{\frac{1}{2}}$

(xi)  $(0.0037)^{\frac{1}{2}}$

(xii)  $(26.57)^{\frac{1}{3}}$

(xiii)  $(81.5)^{\frac{1}{4}}$

(xiv)  $(3.968)^{\frac{3}{2}}$

(xv)  $(32.15)^{\frac{1}{5}}$

2. Find the approximate value of  $f(2.01)$ , where  $f(x) = 4x^2 + 5x + 2$ .
3. Find the approximate value of  $f(5.001)$ , where  $f(x) = x^3 - 7x^2 + 15$ .
4. Find the approximate change in the volume  $V$  of a cube of side  $x$  metres caused by increasing the side by 1%.
5. Find the approximate change in the surface area of a cube of side  $x$  metres caused by decreasing the side by 1%.
6. If the radius of a sphere is measured as 7 m with an error of 0.02 m, then find the approximate error in calculating its volume.
7. If the radius of a sphere is measured as 9 m with an error of 0.03 m, then find the approximate error in calculating its surface area.
8. If  $f(x) = 3x^2 + 15x + 5$ , then the approximate value of  $f(3.02)$  is  
 (A) 47.66      (B) 57.66      (C) 67.66      (D) 77.66
9. The approximate change in the volume of a cube of side  $x$  metres caused by increasing the side by 3% is  
 (A)  $0.06 x^3 \text{ m}^3$     (B)  $0.6 x^3 \text{ m}^3$     (C)  $0.09 x^3 \text{ m}^3$     (D)  $0.9 x^3 \text{ m}^3$

## 6.6 Maxima and Minima

In this section, we will use the concept of derivatives to calculate the maximum or minimum values of various functions. In fact, we will find the 'turning points' of the graph of a function and thus find points at which the graph reaches its highest (or

lowest) *locally*. The knowledge of such points is very useful in sketching the graph of a given function. Further, we will also find the absolute maximum and absolute minimum of a function that are necessary for the solution of many applied problems.

Let us consider the following problems that arise in day to day life.

- (i) The profit from a grove of orange trees is given by  $P(x) = ax + bx^2$ , where  $a, b$  are constants and  $x$  is the number of orange trees per acre. How many trees per acre will maximise the profit?
- (ii) A ball, thrown into the air from a building 60 metres high, travels along a path given by  $h(x) = 60 + x - \frac{x^2}{60}$ , where  $x$  is the horizontal distance from the building and  $h(x)$  is the height of the ball. What is the maximum height the ball will reach?
- (iii) An Apache helicopter of enemy is flying along the path given by the curve  $f(x) = x^2 + 7$ . A soldier, placed at the point  $(1, 2)$ , wants to shoot the helicopter when it is nearest to him. What is the nearest distance?

In each of the above problem, there is something common, i.e., we wish to find out the maximum or minimum values of the given functions. In order to tackle such problems, we first formally define maximum or minimum values of a function, points of local maxima and minima and test for determining such points.

**Definition 3** Let  $f$  be a function defined on an interval  $I$ . Then

- (a)  $f$  is said to have a *maximum value* in  $I$ , if there exists a point  $c$  in  $I$  such that  $f(c) > f(x)$ , for all  $x \in I$ .

The number  $f(c)$  is called the maximum value of  $f$  in  $I$  and the point  $c$  is called a *point of maximum value* of  $f$  in  $I$ .

- (b)  $f$  is said to have a *minimum value* in  $I$ , if there exists a point  $c$  in  $I$  such that  $f(c) < f(x)$ , for all  $x \in I$ .

The number  $f(c)$ , in this case, is called the minimum value of  $f$  in  $I$  and the point  $c$ , in this case, is called a *point of minimum value* of  $f$  in  $I$ .

- (c)  $f$  is said to have an *extreme value* in  $I$  if there exists a point  $c$  in  $I$  such that  $f(c)$  is either a maximum value or a minimum value of  $f$  in  $I$ .

The number  $f(c)$ , in this case, is called an *extreme value* of  $f$  in  $I$  and the point  $c$  is called an *extreme point*.

**Remark** In Fig 6.9(a), (b) and (c), we have exhibited that graphs of certain particular functions help us to find maximum value and minimum value at a point. Infact, through graphs, we can even find maximum/minimum value of a function at a point at which it is not even differentiable (Example 27).

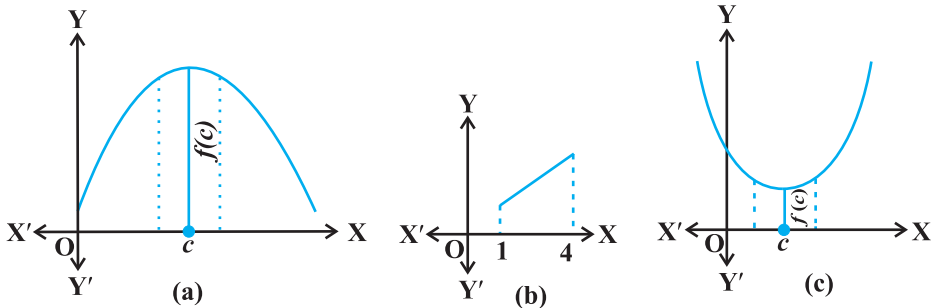


Fig 6.9

**Example 26** Find the maximum and the minimum values, if any, of the function  $f$  given by

$$f(x) = x^2, x \in \mathbf{R}.$$

**Solution** From the graph of the given function (Fig 6.10), we have  $f(x) = 0$  if  $x = 0$ . Also

$$f(x) \geq 0, \text{ for all } x \in \mathbf{R}.$$

Therefore, the minimum value of  $f$  is 0 and the point of minimum value of  $f$  is  $x = 0$ . Further, it may be observed from the graph of the function that  $f$  has no maximum value and hence no point of maximum value of  $f$  in  $\mathbf{R}$ .

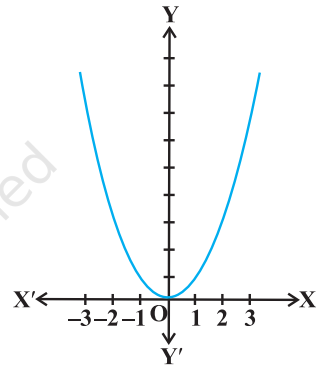


Fig 6.10

**Note** If we restrict the domain of  $f$  to  $[-2, 1]$  only, then  $f$  will have maximum value  $(-2)^2 = 4$  at  $x = -2$ .

**Example 27** Find the maximum and minimum values of  $f$ , if any, of the function given by  $f(x) = |x|, x \in \mathbf{R}$ .

**Solution** From the graph of the given function (Fig 6.11), note that

$$f(x) \geq 0, \text{ for all } x \in \mathbf{R} \text{ and } f(x) = 0 \text{ if } x = 0.$$

Therefore, the function  $f$  has a minimum value 0 and the point of minimum value of  $f$  is  $x = 0$ . Also, the graph clearly shows that  $f$  has no maximum value in  $\mathbf{R}$  and hence no point of maximum value in  $\mathbf{R}$ .

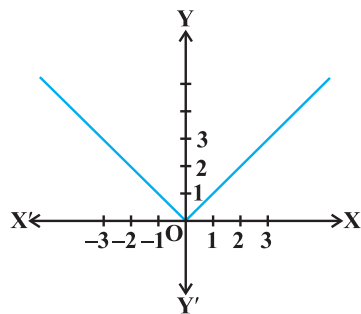


Fig 6.11

**Note**

(i) If we restrict the domain of  $f$  to  $[-2, 1]$  only, then  $f$  will have maximum value  $|-2| = 2$ .

(ii) One may note that the function  $f$  in Example 27 is not differentiable at  $x = 0$ .

**Example 28** Find the maximum and the minimum values, if any, of the function given by

$$f(x) = x, x \in (0, 1).$$

**Solution** The given function is an increasing (strictly) function in the given interval  $(0, 1)$ . From the graph (Fig 6.12) of the function  $f$ , it seems that, it should have the minimum value at a point closest to 0 on its right and the maximum value at a point closest to 1 on its left. Are such points available? Of course, not. It is not possible to locate such points. Infact, if a point  $x_0$  is closest to 0, then

we find  $\frac{x_0}{2} < x_0$  for all  $x_0 \in (0, 1)$ . Also, if  $x_1$  is

closest to 1, then  $\frac{x_1 + 1}{2} > x_1$  for all  $x_1 \in (0, 1)$ .

Therefore, the given function has neither the maximum value nor the minimum value in the interval  $(0, 1)$ .

**Remark** The reader may observe that in Example 28, if we include the points 0 and 1 in the domain of  $f$ , i.e., if we extend the domain of  $f$  to  $[0, 1]$ , then the function  $f$  has minimum value 0 at  $x = 0$  and maximum value 1 at  $x = 1$ . Infact, we have the following results (The proof of these results are beyond the scope of the present text)

*Every monotonic function assumes its maximum/minimum value at the end points of the domain of definition of the function.*

A more general result is

*Every continuous function on a closed interval has a maximum and a minimum value.*

**Note** By a monotonic function  $f$  in an interval  $I$ , we mean that  $f$  is either increasing in  $I$  or decreasing in  $I$ .

Maximum and minimum values of a function defined on a closed interval will be discussed later in this section.

Let us now examine the graph of a function as shown in Fig 6.13. Observe that at points A, B, C and D on the graph, the function changes its nature from decreasing to increasing or vice-versa. These points may be called *turning points* of the given function. Further, observe that at turning points, the graph has either a little hill or a little valley. Roughly speaking, the function has minimum value in some neighbourhood (interval) of each of the points A and C which are at the bottom of their respective

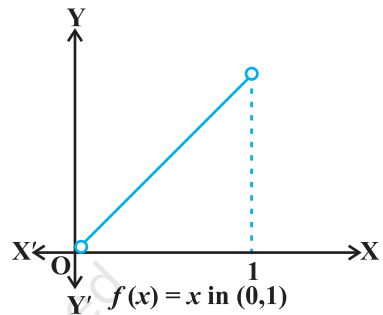


Fig 6.12

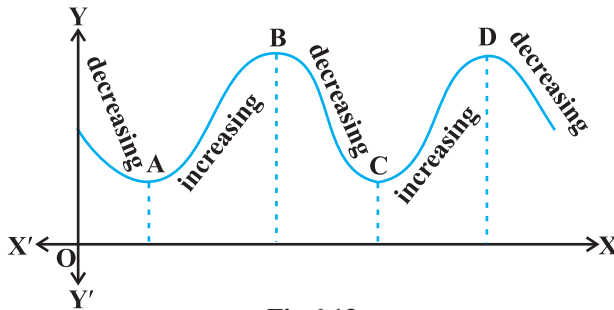


Fig 6.13

valleys. Similarly, the function has maximum value in some neighbourhood of points B and D which are at the top of their respective hills. For this reason, the points A and C may be regarded as points of *local minimum value* (or *relative minimum value*) and points B and D may be regarded as points of *local maximum value* (or *relative maximum value*) for the function. The *local maximum value* and *local minimum value* of the function are referred to as *local maxima* and *local minima*, respectively, of the function.

We now formally give the following definition

**Definition 4** Let  $f$  be a real valued function and let  $c$  be an interior point in the domain of  $f$ . Then

- (a)  $c$  is called a point of *local maxima* if there is an  $h > 0$  such that  $f(c) \geq f(x)$ , for all  $x$  in  $(c - h, c + h)$ ,  $x \neq c$

The value  $f(c)$  is called the *local maximum value* of  $f$ .

- (b)  $c$  is called a point of *local minima* if there is an  $h > 0$  such that  $f(c) \leq f(x)$ , for all  $x$  in  $(c - h, c + h)$

The value  $f(c)$  is called the *local minimum value* of  $f$ .

Geometrically, the above definition states that if  $x = c$  is a point of local maxima of  $f$ , then the graph of  $f$  around  $c$  will be as shown in Fig 6.14(a). Note that the function  $f$  is increasing (i.e.,  $f'(x) > 0$ ) in the interval  $(c - h, c)$  and decreasing (i.e.,  $f'(x) < 0$ ) in the interval  $(c, c + h)$ .

This suggests that  $f'(c)$  must be zero.

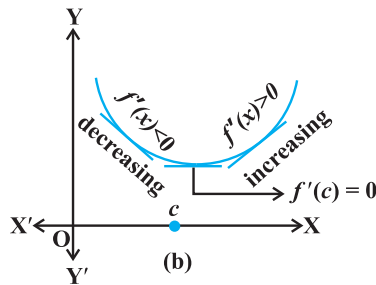
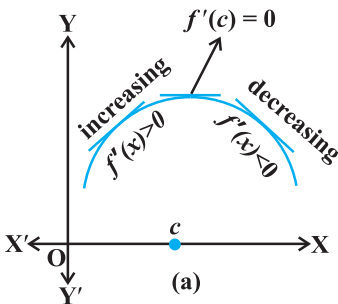


Fig 6.14

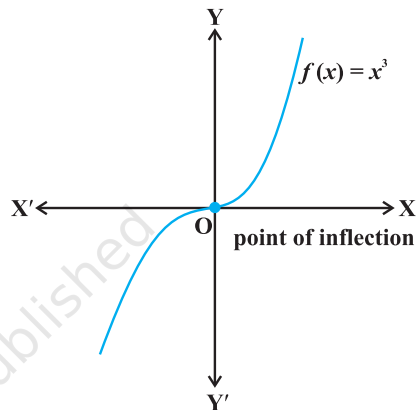
Similarly, if  $c$  is a point of local minima of  $f$ , then the graph of  $f$  around  $c$  will be as shown in Fig 6.14(b). Here  $f$  is decreasing (i.e.,  $f'(x) < 0$ ) in the interval  $(c - h, c)$  and increasing (i.e.,  $f'(x) > 0$ ) in the interval  $(c, c + h)$ . This again suggest that  $f'(c)$  must be zero.

The above discussion lead us to the following theorem (without proof).

**Theorem 2** Let  $f$  be a function defined on an open interval  $I$ . Suppose  $c \in I$  be any point. If  $f$  has a local maxima or a local minima at  $x = c$ , then either  $f'(c) = 0$  or  $f$  is not differentiable at  $c$ .

**Remark** The converse of above theorem need not be true, that is, a point at which the derivative vanishes need not be a point of local maxima or local minima. For example, if  $f(x) = x^3$ , then  $f'(x) = 3x^2$  and so  $f'(0) = 0$ . But 0 is neither a point of local maxima nor a point of local minima (Fig 6.15).

**Note** A point  $c$  in the domain of a function  $f$  at which either  $f'(c) = 0$  or  $f$  is not differentiable is called a *critical point* of  $f$ . Note that if  $f$  is continuous at  $c$  and  $f'(c) = 0$ , then there exists an  $h > 0$  such that  $f$  is differentiable in the interval  $(c - h, c + h)$ .



**Fig 6.15**

We shall now give a working rule for finding points of local maxima or points of local minima using only the first order derivatives.

**Theorem 3 (First Derivative Test)** Let  $f$  be a function defined on an open interval  $I$ . Let  $f$  be continuous at a critical point  $c$  in  $I$ . Then

- (i) If  $f'(x)$  changes sign from positive to negative as  $x$  increases through  $c$ , i.e., if  $f'(x) > 0$  at every point sufficiently close to and to the left of  $c$ , and  $f'(x) < 0$  at every point sufficiently close to and to the right of  $c$ , then  $c$  is a point of *local maxima*.
- (ii) If  $f'(x)$  changes sign from negative to positive as  $x$  increases through  $c$ , i.e., if  $f'(x) < 0$  at every point sufficiently close to and to the left of  $c$ , and  $f'(x) > 0$  at every point sufficiently close to and to the right of  $c$ , then  $c$  is a point of *local minima*.
- (iii) If  $f'(x)$  does not change sign as  $x$  increases through  $c$ , then  $c$  is neither a point of local maxima nor a point of local minima. Infact, such a point is called *point of inflection* (Fig 6.15).

**Note** If  $c$  is a point of local maxima of  $f$ , then  $f(c)$  is a local maximum value of  $f$ . Similarly, if  $c$  is a point of local minima of  $f$ , then  $f(c)$  is a local minimum value of  $f$ .

Figures 6.15 and 6.16, geometrically explain Theorem 3.

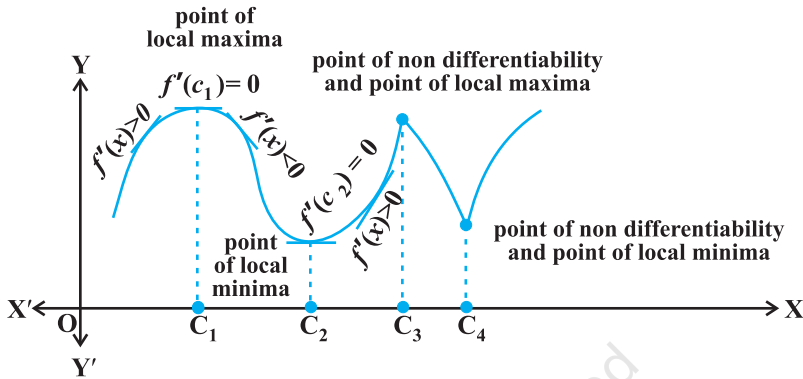


Fig 6.16

**Example 29** Find all points of local maxima and local minima of the function  $f$  given by

$$f(x) = x^3 - 3x + 3.$$

**Solution** We have

$$f(x) = x^3 - 3x + 3$$

or

$$f'(x) = 3x^2 - 3 = 3(x - 1)(x + 1)$$

or

$$f'(x) = 0 \text{ at } x = 1 \text{ and } x = -1$$

Thus,  $x = \pm 1$  are the only critical points which could possibly be the points of local maxima and/or local minima of  $f$ . Let us first examine the point  $x = 1$ .

Note that for values close to 1 and to the right of 1,  $f'(x) > 0$  and for values close to 1 and to the left of 1,  $f'(x) < 0$ . Therefore, by first derivative test,  $x = 1$  is a point of local minima and local minimum value is  $f(1) = 1$ . In the case of  $x = -1$ , note that  $f'(x) > 0$ , for values close to and to the left of  $-1$  and  $f'(x) < 0$ , for values close to and to the right of  $-1$ . Therefore, by first derivative test,  $x = -1$  is a point of local maxima and local maximum value is  $f(-1) = 5$ .

	Values of $x$	Sign of $f'(x) = 3(x - 1)(x + 1)$
Close to 1	to the right (say 1.1 etc.)	$> 0$
	to the left (say 0.9 etc.)	$< 0$
Close to $-1$	to the right (say $-0.9$ etc.)	$< 0$
	to the left (say $-1.1$ etc.)	$> 0$

**Example 30** Find all the points of local maxima and local minima of the function  $f$  given by

$$f(x) = 2x^3 - 6x^2 + 6x + 5.$$

**Solution** We have

$$f(x) = 2x^3 - 6x^2 + 6x + 5$$

or

$$f'(x) = 6x^2 - 12x + 6 = 6(x - 1)^2$$

or

$$f'(x) = 0 \text{ at } x = 1$$

Thus,  $x = 1$  is the only critical point of  $f$ . We shall now examine this point for local maxima and/or local minima of  $f$ . Observe that  $f'(x) \geq 0$ , for all  $x \in \mathbf{R}$  and in particular  $f'(x) > 0$ , for values close to 1 and to the left and to the right of 1. Therefore, by first derivative test, the point  $x = 1$  is neither a point of local maxima nor a point of local minima. Hence  $x = 1$  is a point of inflexion.

**Remark** One may note that since  $f'(x)$ , in Example 30, never changes its sign on  $\mathbf{R}$ , graph of  $f$  has no turning points and hence no point of local maxima or local minima.

We shall now give another test to examine local maxima and local minima of a given function. This test is often easier to apply than the first derivative test.

**Theorem 4 (Second Derivative Test)** Let  $f$  be a function defined on an interval  $I$  and  $c \in I$ . Let  $f$  be twice differentiable at  $c$ . Then

- (i)  $x = c$  is a point of local maxima if  $f'(c) = 0$  and  $f''(c) < 0$

The value  $f(c)$  is local maximum value of  $f$ .

- (ii)  $x = c$  is a point of local minima if  $f'(c) = 0$  and  $f''(c) > 0$

In this case,  $f(c)$  is local minimum value of  $f$ .

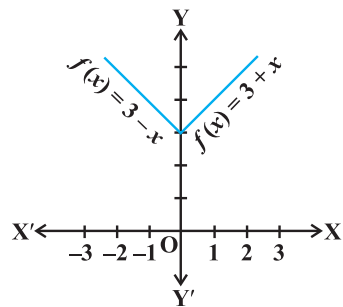
- (iii) The test fails if  $f'(c) = 0$  and  $f''(c) = 0$ .

In this case, we go back to the first derivative test and find whether  $c$  is a point of local maxima, local minima or a point of inflexion.

**Note** As  $f$  is twice differentiable at  $c$ , we mean second order derivative of  $f$  exists at  $c$ .

**Example 31** Find local minimum value of the function  $f$  given by  $f(x) = 3 + |x|$ ,  $x \in \mathbf{R}$ .

**Solution** Note that the given function is not differentiable at  $x = 0$ . So, second derivative test fails. Let us try first derivative test. Note that 0 is a critical point of  $f$ . Now to the left of 0,  $f(x) = 3 - x$  and so  $f'(x) = -1 < 0$ . Also



**Fig 6.17**



to the right of 0,  $f(x) = 3 + x$  and so  $f'(x) = 1 > 0$ . Therefore, by first derivative test,  $x = 0$  is a point of local minima of  $f$  and local minimum value of  $f$  is  $f(0) = 3$ .

**Example 32** Find local maximum and local minimum values of the function  $f$  given by

$$f(x) = 3x^4 + 4x^3 - 12x^2 + 12$$

**Solution** We have

$$f(x) = 3x^4 + 4x^3 - 12x^2 + 12$$

or

$$f'(x) = 12x^3 + 12x^2 - 24x = 12x(x-1)(x+2)$$

or

$$f'(x) = 0 \text{ at } x = 0, x = 1 \text{ and } x = -2.$$

Now

$$f''(x) = 36x^2 + 24x - 24 = 12(3x^2 + 2x - 2)$$

or

$$\begin{cases} f''(0) = -24 < 0 \\ f''(1) = 36 > 0 \\ f''(-2) = 72 > 0 \end{cases}$$

Therefore, by second derivative test,  $x = 0$  is a point of local maxima and local maximum value of  $f$  at  $x = 0$  is  $f(0) = 12$  while  $x = 1$  and  $x = -2$  are the points of local minima and local minimum values of  $f$  at  $x = 1$  and  $x = -2$  are  $f(1) = 7$  and  $f(-2) = -20$ , respectively.

**Example 33** Find all the points of local maxima and local minima of the function  $f$  given by

$$f(x) = 2x^3 - 6x^2 + 6x + 5.$$

**Solution** We have

$$f(x) = 2x^3 - 6x^2 + 6x + 5$$

or

$$\begin{cases} f'(x) = 6x^2 - 12x + 6 = 6(x-1)^2 \\ f''(x) = 12(x-1) \end{cases}$$

Now  $f'(x) = 0$  gives  $x = 1$ . Also  $f''(1) = 0$ . Therefore, the second derivative test fails in this case. So, we shall go back to the first derivative test.

We have already seen (Example 30) that, using first derivative test,  $x = 1$  is neither a point of local maxima nor a point of local minima and so it is a point of inflexion.

**Example 34** Find two positive numbers whose sum is 15 and the sum of whose squares is minimum.

**Solution** Let one of the numbers be  $x$ . Then the other number is  $(15 - x)$ . Let  $S(x)$  denote the sum of the squares of these numbers. Then

$$S(x) = x^2 + (15 - x)^2 = 2x^2 - 30x + 225$$

or

$$\begin{cases} S'(x) = 4x - 30 \\ S''(x) = 4 \end{cases}$$

Now  $S'(x) = 0$  gives  $x = \frac{15}{2}$ . Also  $S''\left(\frac{15}{2}\right) = 4 > 0$ . Therefore, by second derivative test,  $x = \frac{15}{2}$  is the point of local minima of  $S$ . Hence the sum of squares of numbers is

minimum when the numbers are  $\frac{15}{2}$  and  $15 - \frac{15}{2} = \frac{15}{2}$ .

**Remark** Proceeding as in Example 34 one may prove that the two positive numbers, whose sum is  $k$  and the sum of whose squares is minimum, are  $\frac{k}{2}$  and  $\frac{k}{2}$ .

**Example 35** Find the shortest distance of the point  $(0, c)$  from the parabola  $y = x^2$ , where  $\frac{1}{2} \leq c \leq 5$ .

**Solution** Let  $(h, k)$  be any point on the parabola  $y = x^2$ . Let  $D$  be the required distance between  $(h, k)$  and  $(0, c)$ . Then

$$D = \sqrt{(h-0)^2 + (k-c)^2} = \sqrt{h^2 + (k-c)^2} \quad \dots (1)$$

Since  $(h, k)$  lies on the parabola  $y = x^2$ , we have  $k = h^2$ . So (1) gives

$$D \equiv D(k) = \sqrt{k + (k-c)^2}$$

or

$$D'(k) = \frac{1 + 2(k-c)}{2\sqrt{k + (k-c)^2}}$$

Now

$$D'(k) = 0 \text{ gives } k = \frac{2c-1}{2}$$

Observe that when  $k < \frac{2c-1}{2}$ , then  $2(k-c) + 1 < 0$ , i.e.,  $D'(k) < 0$ . Also when  $k > \frac{2c-1}{2}$ , then  $D'(k) > 0$ . So, by first derivative test,  $D(k)$  is minimum at  $k = \frac{2c-1}{2}$ .

Hence, the required shortest distance is given by

$$D\left(\frac{2c-1}{2}\right) = \sqrt{\frac{2c-1}{2} + \left(\frac{2c-1}{2} - c\right)^2} = \frac{\sqrt{4c-1}}{2}$$

**Note** The reader may note that in Example 35, we have used first derivative test instead of the second derivative test as the former is easy and short.

**Example 36** Let AP and BQ be two vertical poles at points A and B, respectively. If AP = 16 m, BQ = 22 m and AB = 20 m, then find the distance of a point R on AB from the point A such that  $RP^2 + RQ^2$  is minimum.

**Solution** Let R be a point on AB such that AR =  $x$  m. Then RB =  $(20 - x)$  m (as AB = 20 m). From Fig 6.18, we have

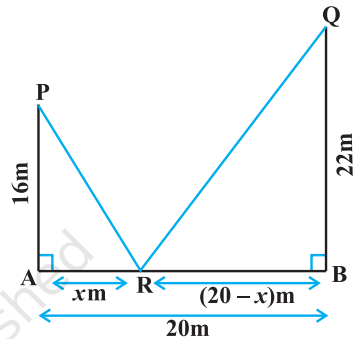


Fig 6.18

and

$$RP^2 = AR^2 + AP^2$$

$$RQ^2 = RB^2 + BQ^2$$

Therefore

$$\begin{aligned} RP^2 + RQ^2 &= AR^2 + AP^2 + RB^2 + BQ^2 \\ &= x^2 + (16)^2 + (20 - x)^2 + (22)^2 \\ &= 2x^2 - 40x + 1140 \end{aligned}$$

Let

$$S \equiv S(x) = RP^2 + RQ^2 = 2x^2 - 40x + 1140.$$

Therefore

$$S'(x) = 4x - 40.$$

Now  $S'(x) = 0$  gives  $x = 10$ . Also  $S''(x) = 4 > 0$ , for all  $x$  and so  $S''(10) > 0$ . Therefore, by second derivative test,  $x = 10$  is the point of local minima of  $S$ . Thus, the distance of R from A on AB is  $AR = x = 10$  m.

**Example 37** If length of three sides of a trapezium other than base are equal to 10cm, then find the area of the trapezium when it is maximum.

**Solution** The required trapezium is as given in Fig 6.19. Draw perpendiculars DP and

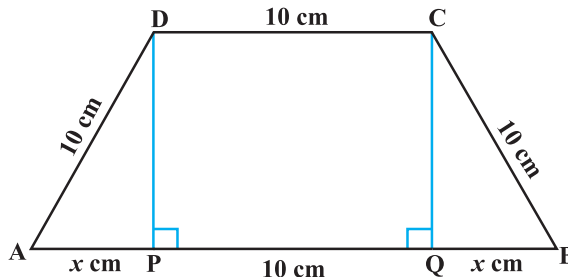


Fig 6.19

CQ on AB. Let AP =  $x$  cm. Note that  $\triangle APD \sim \triangle BQC$ . Therefore, QB =  $x$  cm. Also, by Pythagoras theorem, DP = QC =  $\sqrt{100 - x^2}$ . Let A be the area of the trapezium. Then

$$\begin{aligned} A \equiv A(x) &= \frac{1}{2} (\text{sum of parallel sides}) (\text{height}) \\ &= \frac{1}{2} (2x + 10 + 10) (\sqrt{100 - x^2}) \\ &= (x + 10) (\sqrt{100 - x^2}) \end{aligned}$$

or

$$\begin{aligned} A'(x) &= (x + 10) \frac{(-2x)}{2\sqrt{100 - x^2}} + (\sqrt{100 - x^2}) \\ &= \frac{-2x^2 - 10x + 100}{\sqrt{100 - x^2}} \end{aligned}$$

Now  $A'(x) = 0$  gives  $2x^2 + 10x - 100 = 0$ , i.e.,  $x = 5$  and  $x = -10$ .  
Since  $x$  represents distance, it can not be negative.

So,  $x = 5$ . Now

$$\begin{aligned} A''(x) &= \frac{\sqrt{100 - x^2} (-4x - 10) - (-2x^2 - 10x + 100) \frac{(-2x)}{2\sqrt{100 - x^2}}}{100 - x^2} \\ &= \frac{2x^3 - 300x - 1000}{(100 - x^2)^{\frac{3}{2}}} \quad (\text{on simplification}) \end{aligned}$$

or

$$A''(5) = \frac{2(5)^3 - 300(5) - 1000}{(100 - (5)^2)^{\frac{3}{2}}} = \frac{-2250}{75\sqrt{75}} = \frac{-30}{\sqrt{75}} < 0$$

Thus, area of trapezium is maximum at  $x = 5$  and the area is given by

$$A(5) = (5 + 10) \sqrt{100 - (5)^2} = 15\sqrt{75} = 75\sqrt{3} \text{ cm}^2$$

**Example 38** Prove that the radius of the right circular cylinder of greatest curved surface area which can be inscribed in a given cone is half of that of the cone.

**Solution** Let OC =  $r$  be the radius of the cone and OA =  $h$  be its height. Let a cylinder with radius OE =  $x$  inscribed in the given cone (Fig 6.20). The height QE of the cylinder is given by

$$\frac{QE}{OA} = \frac{EC}{OC} \quad (\text{since } \Delta QEC \sim \Delta AOC)$$

or 
$$\frac{QE}{h} = \frac{r-x}{r}$$

or 
$$QE = \frac{h(r-x)}{r}$$

Let  $S$  be the curved surface area of the given cylinder. Then

$$S \equiv S(x) = \frac{2\pi x h (r-x)}{r} = \frac{2\pi h}{r} (rx - x^2)$$

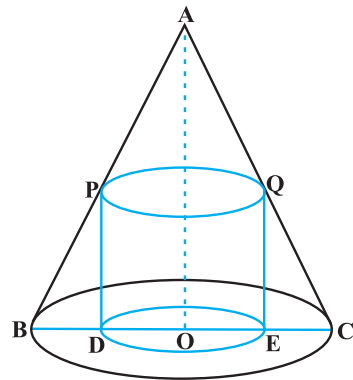


Fig 6.20

or 
$$\begin{cases} S'(x) = \frac{2\pi h}{r}(r-2x) \\ S''(x) = \frac{-4\pi h}{r} \end{cases}$$

Now  $S'(x) = 0$  gives  $x = \frac{r}{2}$ . Since  $S''(x) < 0$  for all  $x$ ,  $S''\left(\frac{r}{2}\right) < 0$ . So  $x = \frac{r}{2}$  is a point of maxima of  $S$ . Hence, the radius of the cylinder of greatest curved surface area which can be inscribed in a given cone is half of that of the cone.

### 6.6.1 Maximum and Minimum Values of a Function in a Closed Interval

Let us consider a function  $f$  given by

$$f(x) = x + 2, \quad x \in (0, 1)$$

Observe that the function is continuous on  $(0, 1)$  and neither has a maximum value nor has a minimum value. Further, we may note that the function even has neither a local maximum value nor a local minimum value.

However, if we extend the domain of  $f$  to the closed interval  $[0, 1]$ , then  $f$  still may not have a local maximum (minimum) values but it certainly does have maximum value  $3 = f(1)$  and minimum value  $2 = f(0)$ . The maximum value  $3$  of  $f$  at  $x = 1$  is called *absolute maximum value* (*global maximum* or *greatest value*) of  $f$  on the interval  $[0, 1]$ . Similarly, the minimum value  $2$  of  $f$  at  $x = 0$  is called the *absolute minimum value* (*global minimum* or *least value*) of  $f$  on  $[0, 1]$ .

Consider the graph given in Fig 6.21 of a continuous function defined on a closed interval  $[a, d]$ . Observe that the function  $f$  has a local minima at  $x = b$  and local

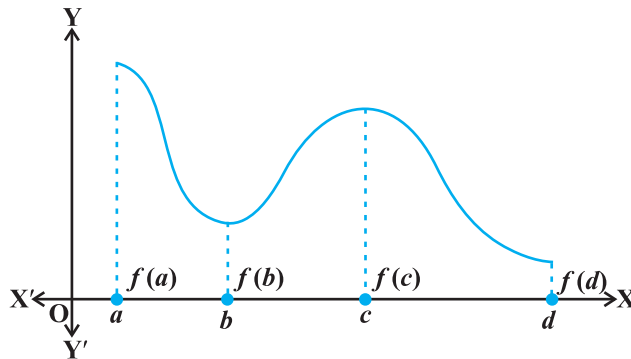


Fig 6.21

minimum value is  $f(b)$ . The function also has a local maxima at  $x = c$  and local maximum value is  $f(c)$ .

Also from the graph, it is evident that  $f$  has absolute maximum value  $f(a)$  and absolute minimum value  $f(d)$ . Further note that the absolute maximum (minimum) value of  $f$  is different from local maximum (minimum) value of  $f$ .

We will now state two results (without proof) regarding absolute maximum and absolute minimum values of a function on a closed interval  $I$ .

**Theorem 5** Let  $f$  be a continuous function on an interval  $I = [a, b]$ . Then  $f$  has the absolute maximum value and  $f$  attains it at least once in  $I$ . Also,  $f$  has the absolute minimum value and attains it at least once in  $I$ .

**Theorem 6** Let  $f$  be a differentiable function on a closed interval  $I$  and let  $c$  be any interior point of  $I$ . Then

- (i)  $f'(c) = 0$  if  $f$  attains its absolute maximum value at  $c$ .
- (ii)  $f'(c) = 0$  if  $f$  attains its absolute minimum value at  $c$ .

In view of the above results, we have the following working rule for finding absolute maximum and/or absolute minimum values of a function in a given closed interval  $[a, b]$ .

### Working Rule

**Step 1:** Find all critical points of  $f$  in the interval, i.e., find points  $x$  where either  $f'(x) = 0$  or  $f$  is not differentiable.

**Step 2:** Take the end points of the interval.

**Step 3:** At all these points (listed in Step 1 and 2), calculate the values of  $f$ .

**Step 4:** Identify the maximum and minimum values of  $f$  out of the values calculated in Step 3. This maximum value will be the absolute maximum (greatest) value of  $f$  and the minimum value will be the absolute minimum (least) value of  $f$ .

**Example 39** Find the absolute maximum and minimum values of a function  $f$  given by

$$f(x) = 2x^3 - 15x^2 + 36x + 1 \text{ on the interval } [1, 5].$$

**Solution** We have

$$f(x) = 2x^3 - 15x^2 + 36x + 1$$

or

$$f'(x) = 6x^2 - 30x + 36 = 6(x - 3)(x - 2)$$

Note that  $f'(x) = 0$  gives  $x = 2$  and  $x = 3$ .

We shall now evaluate the value of  $f$  at these points and at the end points of the interval  $[1, 5]$ , i.e., at  $x = 1$ ,  $x = 2$ ,  $x = 3$  and at  $x = 5$ . So

$$f(1) = 2(1^3) - 15(1^2) + 36(1) + 1 = 24$$

$$f(2) = 2(2^3) - 15(2^2) + 36(2) + 1 = 29$$

$$f(3) = 2(3^3) - 15(3^2) + 36(3) + 1 = 28$$

$$f(5) = 2(5^3) - 15(5^2) + 36(5) + 1 = 56$$

Thus, we conclude that absolute maximum value of  $f$  on  $[1, 5]$  is 56, occurring at  $x = 5$ , and absolute minimum value of  $f$  on  $[1, 5]$  is 24 which occurs at  $x = 1$ .

**Example 40** Find absolute maximum and minimum values of a function  $f$  given by

$$f(x) = 12x^{\frac{4}{3}} - 6x^{\frac{1}{3}}, x \in [-1, 1]$$

**Solution** We have

$$f(x) = 12x^{\frac{4}{3}} - 6x^{\frac{1}{3}}$$

or

$$f'(x) = 16x^{\frac{1}{3}} - \frac{2}{x^{\frac{2}{3}}} = \frac{2(8x - 1)}{x^{\frac{2}{3}}}$$

Thus,  $f'(x) = 0$  gives  $x = \frac{1}{8}$ . Further note that  $f'(x)$  is not defined at  $x = 0$ . So the critical points are  $x = 0$  and  $x = \frac{1}{8}$ . Now evaluating the value of  $f$  at critical points

$x = 0, \frac{1}{8}$  and at end points of the interval  $x = -1$  and  $x = 1$ , we have

$$f(-1) = 12(-1)^{\frac{4}{3}} - 6(-1)^{\frac{1}{3}} = 18$$

$$f(0) = 12(0) - 6(0) = 0$$

$$f\left(\frac{1}{8}\right) = 12\left(\frac{1}{8}\right)^{\frac{4}{3}} - 6\left(\frac{1}{8}\right)^{\frac{1}{3}} = \frac{-9}{4}$$

$$f(1) = 12(1)^{\frac{4}{3}} - 6(1)^{\frac{1}{3}} = 6$$

Hence, we conclude that absolute maximum value of  $f$  is 18 that occurs at  $x = -1$

and absolute minimum value of  $f$  is  $\frac{-9}{4}$  that occurs at  $x = \frac{1}{8}$ .

**Example 41** An Apache helicopter of enemy is flying along the curve given by  $y = x^2 + 7$ . A soldier, placed at  $(3, 7)$ , wants to shoot down the helicopter when it is nearest to him. Find the nearest distance.

**Solution** For each value of  $x$ , the helicopter's position is at point  $(x, x^2 + 7)$ . Therefore, the distance between the helicopter and the soldier placed at  $(3, 7)$  is

$$\sqrt{(x-3)^2 + (x^2 + 7 - 7)^2}, \text{ i.e., } \sqrt{(x-3)^2 + x^4}.$$

Let

$$f(x) = (x-3)^2 + x^4$$

or

$$f'(x) = 2(x-3) + 4x^3 = 2(x-1)(2x^2 + 2x + 3)$$

Thus,  $f'(x) = 0$  gives  $x = 1$  or  $2x^2 + 2x + 3 = 0$  for which there are no real roots. Also, there are no end points of the interval to be added to the set for which  $f'$  is zero, i.e., there is only one point, namely,  $x = 1$ . The value of  $f$  at this point is given by  $f(1) = (1-3)^2 + (1)^4 = 5$ . Thus, the distance between the soldier and the helicopter is  $\sqrt{f(1)} = \sqrt{5}$ .

Note that  $\sqrt{5}$  is either a maximum value or a minimum value. Since

$$\sqrt{f(0)} = \sqrt{(0-3)^2 + (0)^4} = 3 > \sqrt{5},$$

it follows that  $\sqrt{5}$  is the minimum value of  $\sqrt{f(x)}$ . Hence,  $\sqrt{5}$  is the minimum distance between the soldier and the helicopter.

### EXERCISE 6.5

1. Find the maximum and minimum values, if any, of the following functions given by

(i)  $f(x) = (2x - 1)^2 + 3$

(ii)  $f(x) = 9x^2 + 12x + 2$

(iii)  $f(x) = -(x - 1)^2 + 10$

(iv)  $g(x) = x^3 + 1$